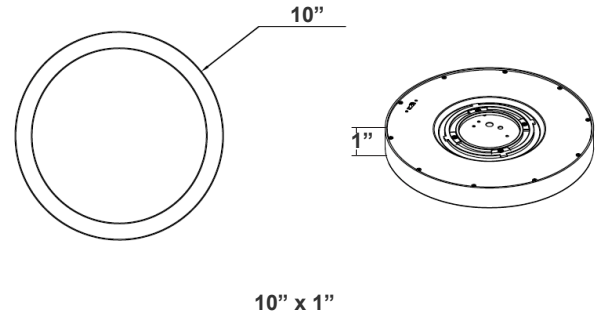


# FML SERIES Residential Lighting

FML-R10-MCT5-UGR  
FLUSH MOUNT SERIES, UGR<19 LOW-GLARE  
**MCT5** Multi Color Temperature (Selectable)

Customer Name: \_\_\_\_\_  
Project Name: \_\_\_\_\_  
Note: \_\_\_\_\_ | Type: \_\_\_\_\_



Flush Mount lighting can use in most rooms of the house, especially those where you want ambient, general light. It's especially useful for hallways, kitchens, family rooms, bathrooms, closets, and bedrooms. Also Ideal for closets, storage areas, attics, corridors, or general lighting solutions for residential and commercial applications.

## Features

- Unique DOB (Driver On Board) LED Board Enclosed in Clear PC Cover for Better Wet Location Performance
- Multi CCT (Selectable Switch on LED Board Under the Lens)
- Die-cast Aluminum. Powder-Coated
- 5-Year Warranty
- 1" Deep

## Technical Specifications

### Electrical:

- Voltage: 120V AC
- Power Factor: >0.90
- Wattage: 17W
- Efficacy: 70 LPW

### Mechanical:

- White Finish
- Exceptional Visual Comfort With UGR<19, Ensuring Low-Glare Illumination
- Die-cast Aluminum. Powder-Coated
- Maximum Ambient Temperature: 104°F
- 5-Year Warranty

### Lighting:

- Lens: White translucent acrylic lens
- LED: Edge Lit LED Technology
- Dimming: TRIAC Dimming (Using Standard TRIAC LED Dimmers)
- Total Lumens: 1190LM
- Color Temperatures: 2700K/3000K/3500K/4000K/5000K
- Multi CCT (Selectable Switch on LED Board Under the Lens)
- Color Rendering Index: CRI ≥ 90
- Rated life: 50,000 hrs

### Applications:

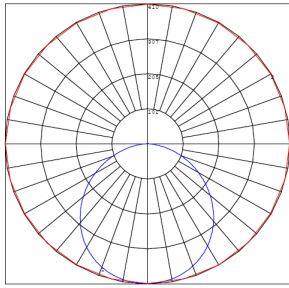
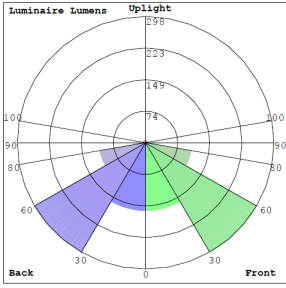
- Flush Mount lighting can use in most rooms of the house, especially those where you want ambient, general light. It's especially useful for hallways, kitchens, family rooms, bathrooms, closets, and bedrooms. Also Ideal for closets, storage areas, attics, corridors, or general lighting solutions for residential and commercial applications

### Other Models:

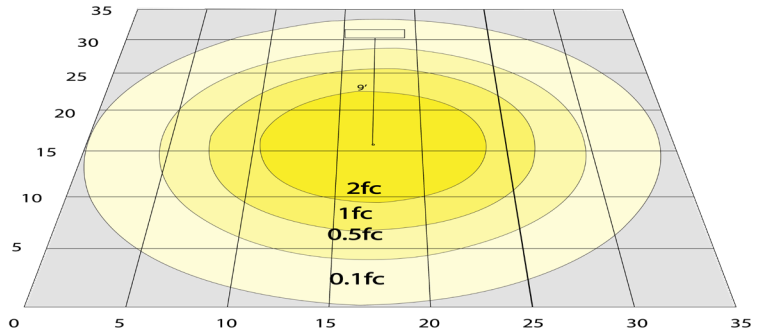
• 11W | 700LM | FML-R6-MCT-UGR    • 14W | 980LM | FML-R8-MCT5-UGR    • 26W | 1820LM | FML-R14-MCT5-UGR    • 30W | 2100LM | FML-R18-MCT5-UGR



# Photometrics: FML-R10-MCT



BUG Rating: B1-U1-G0




Simulation Based on 4000K Area 35'x 35' Mounting Height: 9'

## Other Views:



Side View



Front View



Back View

## Performance Table: FML-R10-MCT5-UGR

MODEL NO.	Wattage	Voltage	Lumens	Color Temp.	BUG Rating	LPW
FML-R10-MCT5-UGR	17W	120V	1190LM	2700K 3000K 3500K 4000K 5000K	B1-U1-G0	70

## Sample Ordering

Model	Size	Color Temp.
FML	R10	MCT
		UGR

### Accessory:

Blank = No Option For Accessories  
 FML-R10-TRM-BK = 10" ROUND TRIM FOR FML-R10 SERIES, BLACK FINISH  
 FML-R10-TRM-BN = 10" ROUND TRIM FOR FML-R10 SERIES, BRUSHED NICKEL FINISH  
 FML-R10-TRM-BR = 10" ROUND TRIM FOR FML-R10 SERIES, BRONZE FINISH  
 OPT-EM-FML-R10 = EMERGENCY BACKUP BATTERY MOUNT IN EXTENDED BASE, 1.3" HEIGHT  
 OPT-277V-FML-R10 = 277V KIT MOUNTS IN EXTENDED BASE, 1.3" HEIGHT  
 FML-RK-712 = 7in/12in ROD KIT FOR FML SEMI-FLUSH INSTALLATIONS  
 BOTH LENGTHS PROVIDED IN THE KIT TO CHOOSE  
 FML-SK6 = 6FT ADJUSTABLE SUSPENSION KIT FOR 18IN AND LARGER FML SERIES

### ACCESSORIES:

Optional Round Trims Fit Over the Fixture



FML-R10-TRM-BK  
BLACK FINISH



FML-R10-TRM-BN  
BRUSHED NICKEL FINISH



FML-R10-TRM-BR  
BRONZE FINISH



OPT-EM-FML-R10  
MOUNT IN EXTENDED BASE  
OPT-277V-FML-R10  
MOUNT IN EXTENDED BASE



FML-RK-712  
7in/12in ROD KIT FOR FML SEMI-FLUSH INSTALLATIONS  
BOTH LENGTHS PROVIDED IN THE KIT TO CHOOSE



FML-SK6  
6' ADJUSTABLE SUSPENSION CABLE WITH CANOPY AND POWER CORD

